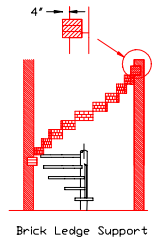
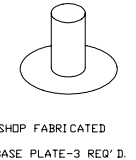
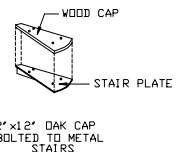
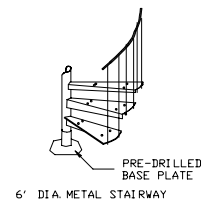


- FINISH SCHEDULE**
EXTERIOR/INTERIOR LIGHTHOUSE WALLS
- 1 Paint all cracks - inside/outside
 - 2 Replace any damaged/loose brick inside & out
 - 3 Remove any loose grout
 - 4 Clean brick of any mildew
 - 5 Paint interior/exterior with two coats of white semi-gloss paint



STAIR & FINISH SCHEDULE



ROUND ISLAND LIGHT HOUSE RESTORATION
DETAIL SHEET SHEET 2

PREPARED BY:
COMPTON ENGINEERING PA
PASCAGOULA, MISSISSIPPI

DATE:
AUGUST 1995

RILHM